

# PREVENT HARMFUL LICKING!

Learn how to use your pet's restrictive device

©2025 ASPCA. All rights reserved.



Snug but not too tight  
(room for 2 fingers).

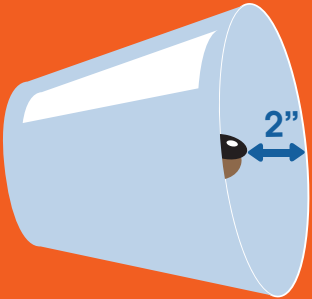


Attach your pet's collar  
(or gauze) to the loops in  
the cone.



## FROM LITTERBOXES

## GET THE RIGHT FIT



About 2 inches  
from the nose to  
edge of the cone.

## 7-10 DAYS



Keep the cone on at all times for 7-10  
days. Even a little licking can cause  
problems.

(Keep cats inside during this time.)

## KEEP IT CLEAN

Use soap and water. Dry completely  
before putting back on ASAP!




(Watch your pet doesn't use this time to lick!)

## ELEVATE FOOD BOWLS




To help with eating.


## MATCH THE PRODUCT WITH YOUR PET'S NEEDS



Hard cone



Soft cone



Donut



Onesie



SPAY  
NEUTER  
SOCIETY

Available at pet supply stores.